

SEAKEEPER RIDE SEA TRIAL REPORT



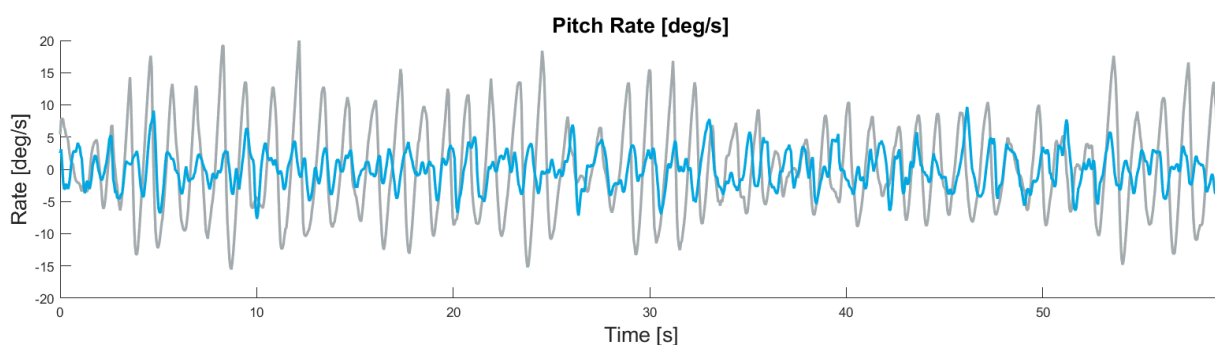
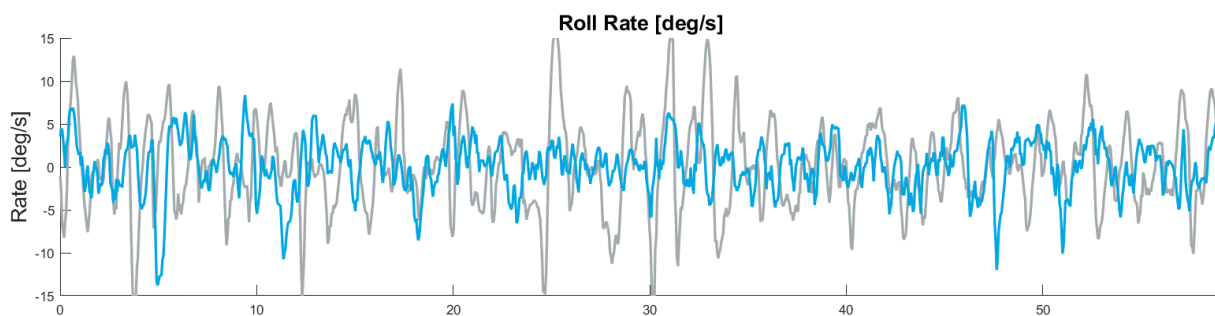
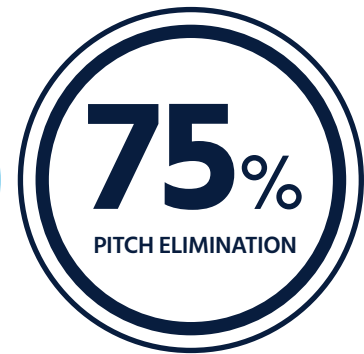
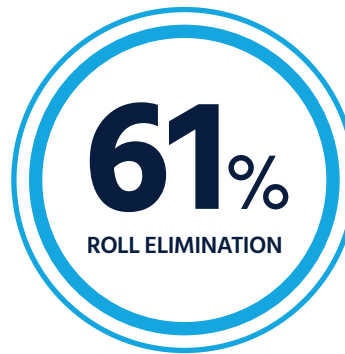
Vessel Characteristics

Boat Make	Sea Ray Boats
Boat Model	SLX 250
Boat Year	2015
System	Ride 525
Length Overall	25' 6"
Beam Overall	8' 6"
Engine Configuration	1 x MerCruiser 6.2L 300hp
Displacement	5,800 lbs

Test Conditions

Date	October 18, 2021
Location	Long Beach Island, NJ
Speed	29 mph
Seas	Beam
Sea Conditions	3-4 ft. at 3 seconds

Performance Results



Performance results are measured with the system on and off as a reduction of standard deviation in pitch and roll rates at all frequencies at a constant heading and speed.

